

ZNFU – Conservation Farming Unit

Thinning and Gapping Cotton. Top Dressing Maize.

ZNFU-CFU
Conservation Agriculture Programme
Supported Norwegian Government


1. Thinning and Gapping Cotton



Low plant populations in Cotton is a major reason for **LOW YIELDS**.




A full stand of early planted CF cotton. The key to **HIGH YIELDS**.




Hoe CF: Thin to leave 2 strong plants at each end of basin. Thin early and after rain to avoid disturbing roots of remaining seedlings.

Hoe CF: If some basins have less than 4 plants gap after heavy rain. Always gap as early as possible. Squeeze seed into wet soil.



OX CF: Thin and gap early to get full stand.



OX CF: Aim for about 20cm spacing.

2. Top Dressing Maize



No Weeds: Maize crop must be worth top dressing. It should be clean of weeds and have a good plant population.



There is no point in top dressing Maize like this. The crop is already yellow from weed competition and the population is much too low.



Medium to Heavy Soils: Top dress once before the Maize reaches knee high.



It is always better to top dress **earlier** than later when the maize is already getting yellow.

Sandy Soils: Apply **half** before the maize is knee high and **half** just before the tassels appear.



Hoe CF: 1 white cup spread 5cms beside each basin Maize stand is 2 bags/ha. 2 Cups is 4 bags/ha. If weather is dry cover the Urea.



Ox CF: 1 100ml Vaseline jar 1 jar over 8 paces is 4 bags/ha. If weather is dry cover the Urea.