

# Conservation Farming Unit

## Ox CF: Basal Dressing and Planting Seeds



**Applying Manure:** If you have manure, spread it along the bottom of the rip lines. **3 double handfuls for each pace** of furrow over 1 hectare is about 4 ox carts.



**Applying Fertiliser and Lime:** A 100ml Blue Seal Vaseline jar is a good measure for accurate application of basal fertilisers and lime in the rip furrows.


**Application Rate using 100ml Jar**

**D Compound**  
1 Jar to 10 paces of furrow = 4 bags/ha

**Lime**  
1 Jar to 13 paces of furrow = 4 bags

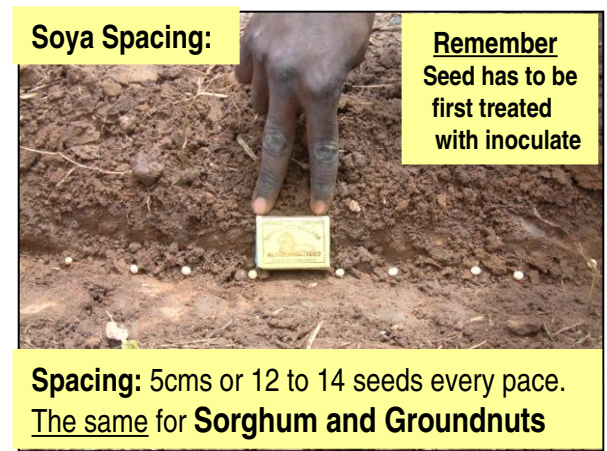


Fertilizer is expensive use it efficiently to achieve the best results.

**Planting dates depend on rainfall**  
Cotton not before Nov 8<sup>th</sup>  
Maize, Sorghum G'nuts after Nov 15<sup>th</sup>  
All other crops by Dec 15<sup>th</sup>



Some farmers prefer to apply Lime, Fertilizer and sow seed and cover all at the same time.

If so, each person in the planting team needs to know what to do.



Don't use spike harrows or cultivators to cover seed as they cause too much disturbance. Some seed will be left on surface and some buried too deep.